

Performance Report

February 2021

Contents

- I. Summary
- II. Restoration of cancer services – core metrics
- III. 14 day standard and 28 Faster diagnosis standard
- IV. 62 day standard

Section I: Summary

Restoration of cancer services

The Cheshire and Merseyside Cancer Alliance is providing system leadership and operational oversight for the restoration of cancer services. The restoration is focusing on three objectives, namely:

- To create sufficient **capacity** to ensure that patients who have had their care pathways disrupted are delayed no further, and ensure that all newly referred patients are diagnosed and treated promptly;
- To ensure **equity of access** across the system so that patients are not disadvantaged because of local capacity constraints;
- To build **patient confidence** – patients need to be reassured that their diagnosis and treatment will take place in an environment and manner that is safe.

| Measure | % of pre-Covid level |
|---------------------------|----------------------|
| 2WW referrals | 102% |
| Cancer surgery activity | 90% |
| SACT (inc chemo) delivery | 122% |

| Measure | % of pre-Covid level |
|------------------------|----------------------|
| Radiotherapy planning | 91% |
| Radiotherapy treatment | 80% |
| Endoscopy capacity | 107% |

- There is sufficient capacity within SACT and radiotherapy to manage current demand. Lower levels of radiotherapy treatment reflect the adoption of new treatment regimes such as hypofractionation. Surgical activity has been lower in January 2021 but the waiting list is stable.
- Endoscopy capacity has more than doubled since August 2020, but further capacity is required in order to clear the backlog of patients on the endoscopy waiting list, hence the Amber rating. The Alliance has established an endoscopy operational recovery team (EORT) to oversee and co-ordinate restoration activities. The current pressures on all services due to the second and third waves of Covid-19 are likely to compromise capacity during the remainder of February.

Summary

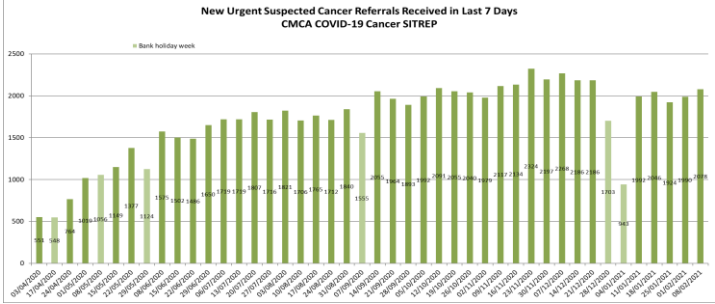
Cancer waiting times performance

The latest published 14 day and 62 day cancer waiting times performance data relate to **November 2020**.

- The Alliance did not achieve the **14 day standard** for urgent suspected cancer referrals in November, with four trusts and seven CCGs falling below the 93% threshold. The overall performance of the Alliance was 89.42%, down from 90.14% last month.
- The Alliance failed the **62 day standard**, achieving 80.97% (up from 77.67% last month) against a standard of 85% (England average was 75.17%). Seven trusts and six CCGs failed to meet the 62 day standard. Cheshire and Merseyside is the 3rd best performing Alliance in England out of 19.
- The number of patients waiting **over 62 days** is significantly higher than pre-Covid levels. On 31st January 2021 there were 1108 patients waiting more than 62 days for a diagnosis or treatment. This has increased from 1035 on 10th January 2021. The impact of the second and third waves of Covid-19 are the main cause of the deterioration.
- Of these, 301 have waited **over 104 days**. This has increased from 273 on 10th January 2021.

Section II: Restoration of Cancer Services – Core Metrics

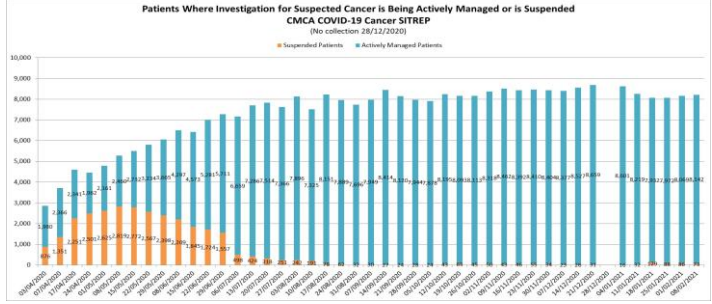
1. TWW referrals received in last 7 days



Referrals are similar to pre-COVID average levels (2% more), and are slightly lower than in December

Data note: This metric does not include East Cheshire and only includes head and neck for Mid Cheshire as they feed into Greater Manchester's SITREP. Bridgewater estimated for 08/02/2021.

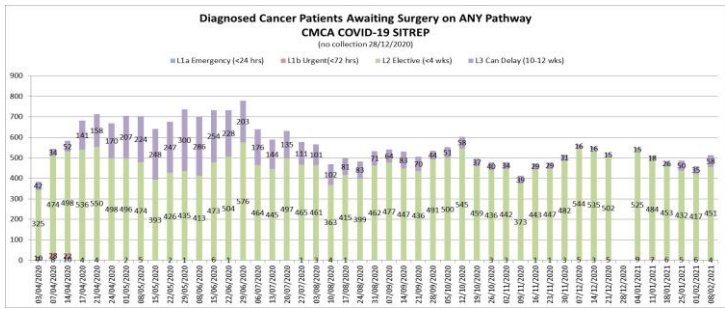
2. Diagnostic backlog (referrals without a DTT)



Currently 8,215 patients, of which 73 are suspended (<1%).

Data note: This metric does not include East Cheshire and only includes head and neck for Mid Cheshire as they feed into Greater Manchester's SITREP. No collection 28/12/2020. Bridgewater estimated for 08/02/2021.

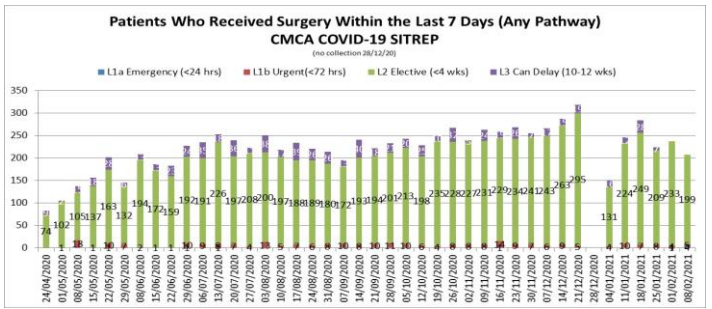
3. Cancer patients awaiting surgery



513 patients with a surgical DTT. 455 at L1&L2 and 58 at L3.

Data note: This metric does not include East Cheshire and only includes head and neck for Mid Cheshire as they feed into Greater Manchester's SITREP. No collection 28/12/2020. Bridgewater estimated for 08/02/2021.

4. Cancer surgery performed in last 7 days

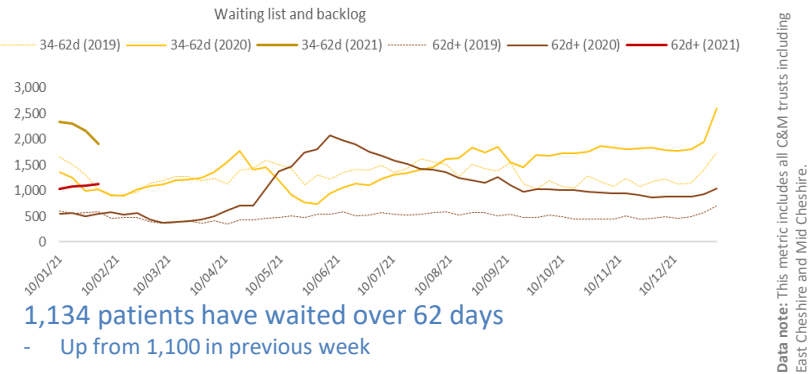


208 cancer operations, of which 15 were through the surgical hub.

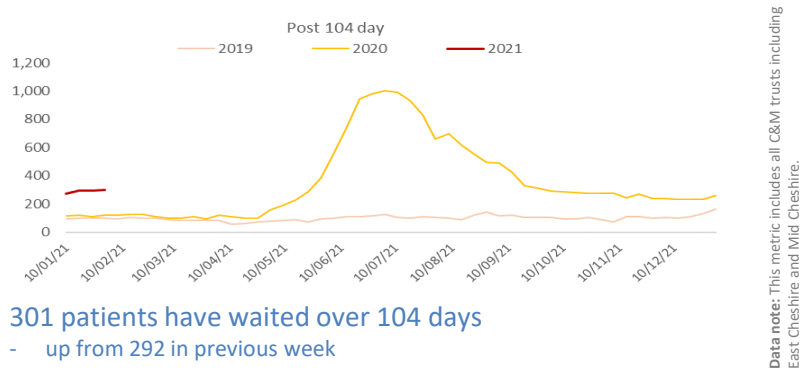
Data note: This metric does not include East Cheshire and only includes head and neck for Mid Cheshire as they feed into Greater Manchester's SITREP. No collection 28/12/2020. Bridgewater estimated for 08/02/2021.

Restoration of Cancer Services – Core Metrics

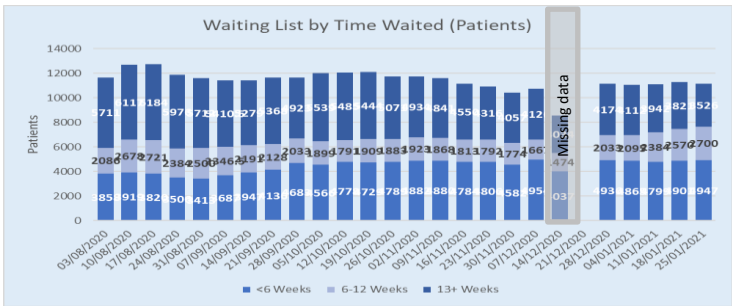
5. Patients waiting over 62 days



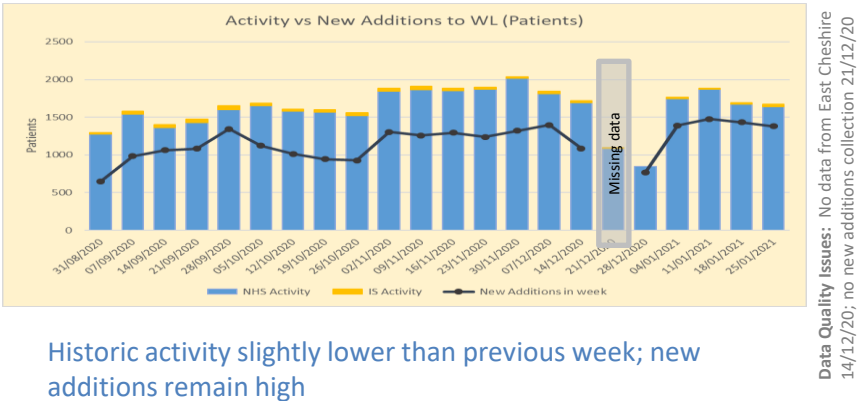
6. Patients waiting over 104 days



7. Endoscopy waiting list



8. Endoscopy activity



9. Patients waiting between 63 and 104 days by provider

| Row Labels | Brain/ CNS | Breast | Gynaecological | Haematological | Head & Neck | Lower Gastrointestinal | Lung | Non site specific symptoms | Other | Sarcoma | Skin | Upper Gastrointestinal | Urological | Children's cancers | Grand Total |
|----------------------------|------------|--------|----------------|----------------|-------------|------------------------|------|----------------------------|-------|---------|------|------------------------|------------|--------------------|-------------|
| Bridgewater | | | | | | | | | | | | | | | |
| Clatterbridge | | 6 | | | | 8 | | | | | | 5 | 7 | | 41 |
| Countess Of Chester | | 12 | 7 | | | 36 | | | | | 8 | 6 | | | 77 |
| East Cheshire | | | 5 | | | 40 | | | | | | 7 | | | 59 |
| Liverpool Foundation Trust | | 17 | | | 22 | 156 | | | | 5 | 10 | 48 | 36 | | 299 |
| Liverpool Heart & Chest | | | | | | | | | | | | | | | |
| Liverpool Women's | | | 21 | | | | | | | | | | | | 21 |
| Mid Cheshire | | | | | | 23 | | | | | 5 | 7 | 8 | | 50 |
| Southport & Ormskirk | | | 10 | | | 12 | | | | | | | | | 40 |
| St Helens & Knowsley | | | 8 | | 15 | 19 | | | | | 13 | | 20 | | 83 |
| Walton Centre | | | | | | | | | | | | | | | |
| Warrington & Halton | | | 5 | | | 61 | | | | | | 6 | 17 | | 96 |
| Wirral | | | 5 | | | 18 | | | | | | | 12 | | 46 |
| Grand Total | | 44 | 67 | | 53 | 373 | 13 | | | 5 | 63 | 87 | 108 | | 833 |


Tables from [national Cancer PTL](#)
Up to 31 Jan 2021


10. Patients waiting over 104 days by provider

| Row Labels | Brain/ CNS | Breast | Gynaecological | Haematological | Head & Neck | Lower Gastrointestinal | Lung | Non site specific symptoms | Other | Sarcoma | Skin | Upper Gastrointestinal | Urological | Children's cancers | Grand Total |
|----------------------------|------------|--------|----------------|----------------|-------------|------------------------|------|----------------------------|-------|---------|------|------------------------|------------|--------------------|-------------|
| Bridgewater | | | | | | | | | | | 7 | | | | 7 |
| Clatterbridge | | | | | | | | | | | | | | | 13 |
| Countess Of Chester | | | | | | 11 | | | | | 5 | | 8 | | 29 |
| East Cheshire | | | | | | 7 | | | | | | | | | 15 |
| Liverpool Foundation Trust | | | | | 9 | 96 | | | | | | 32 | 15 | | 164 |
| Liverpool Heart & Chest | | | | | | | | | | | | | | | |
| Liverpool Women's | | | 6 | | | | | | | | | | | | 6 |
| Mid Cheshire | | | | | | | | | | | | | | | 5 |
| Southport & Ormskirk | | | | | | | | | | | | | | | 7 |
| St Helens & Knowsley | | | | | | 5 | | | | | | | | | 12 |
| Walton Centre | | | | | | | | | | | | | | | |
| Warrington & Halton | | | | | | 12 | | | | | | | | | 20 |
| Wirral | | | | | | 11 | | | | | | | 6 | | 23 |
| Grand Total | | 7 | 19 | 8 | 14 | 150 | | | | | 20 | 42 | 35 | | 301 |

From 22 November, data source changed from CMCA SITREP to national weekly PTL

- Data no longer split out for acute leukaemia or testicular
- New data for non site specific symptoms referrals

 = fewer than 5 patients or hidden to prevent disclosure

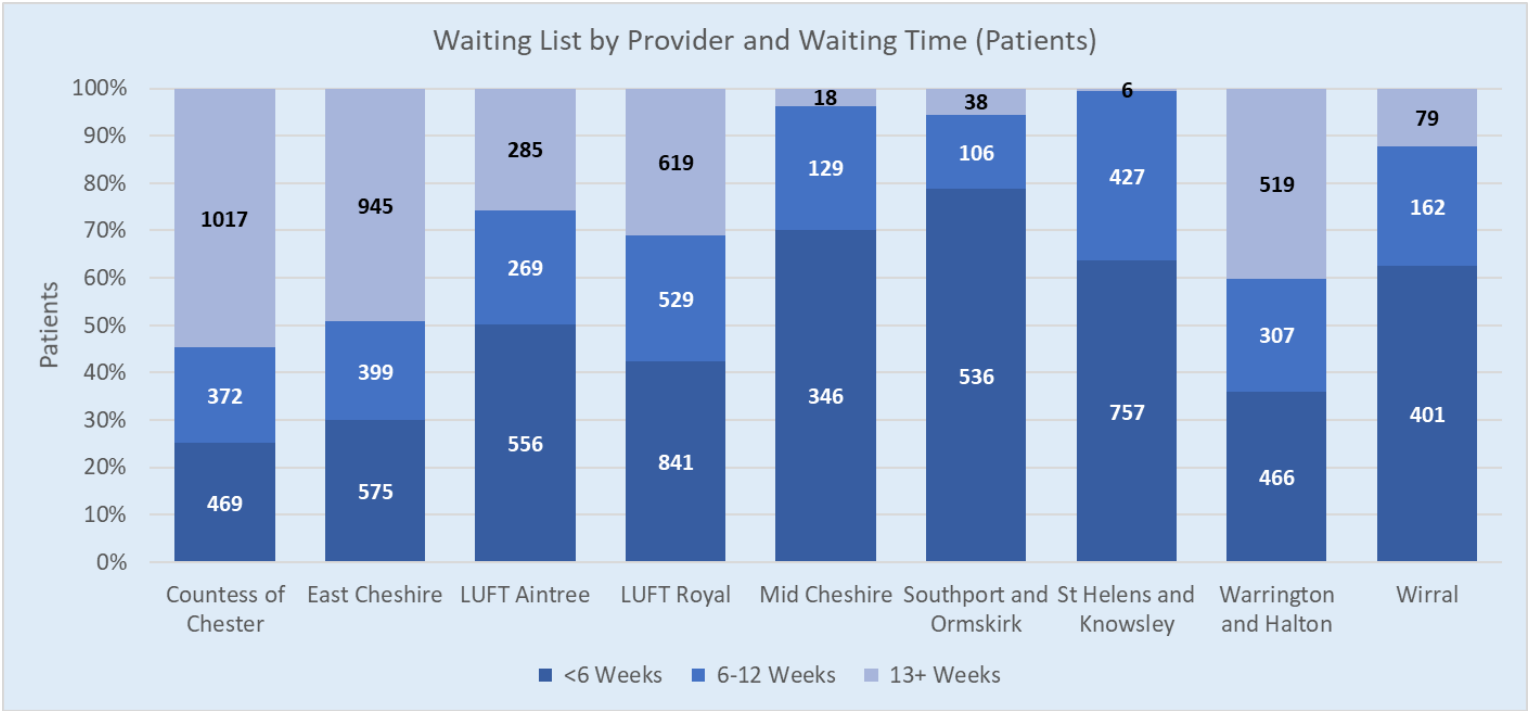
 = no trusts submission to national weekly PTL

Restoration of Cancer Services – Core Metrics

There are currently 11,172 patients waiting for an endoscopy. 6,226 have waited more than six weeks, and of these 3,034 have waited 13 or more weeks (27% of the total).

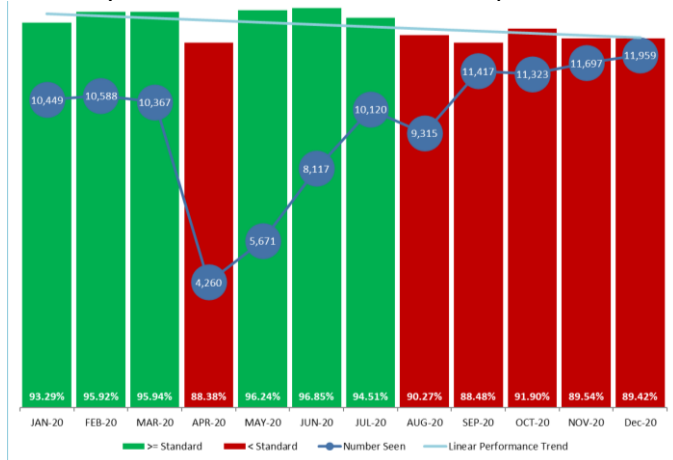
There is significant variation across units, with CoCH, East Cheshire and WHH having the greatest proportion of their waiting list made up of patients waiting 13 weeks or more.

Endoscopy (cancer and non-cancer pathways)



Section II: 14 day and 28 day standards

14 Day Referral to First Seen Standard (December 2020)

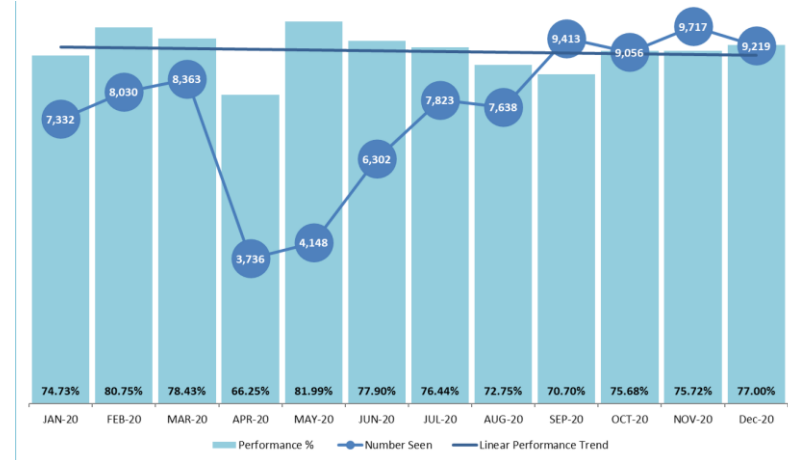


The following trusts did not meet the standard (93%):

- Countess of Chester (80.85%)
- Liverpool University Hospitals (79.85%)
- Southport and Ormskirk (89.47%)
- Warrington and Halton (91.08%)

Cheshire (90.77%), Halton (92.5%), Knowsley (88.17%), Liverpool (86.87%), South Sefton (80.85%), Southport & Formby (75.23%) and Warrington (92.54%) CCGs fell short of the standard.

28 Day Faster Diagnosis Standard (December 2020)



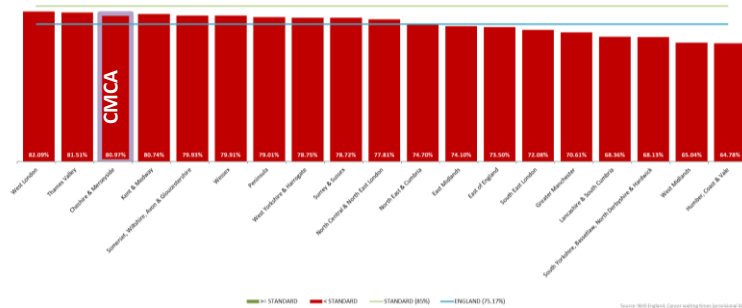
The 28 day FDS standard is still being shadow monitored. The standard is expected to be 75%. The following providers did not achieve 75%:

- Alder Hey (72%)
- Liverpool Womens (68.14%)
- Bridgewater (35.37%)
- Southport and Ormskirk (74.87%)
- Countess of Chester (64.75%)

All CCGs achieved 75% or more except Cheshire CCG (72.66%), Warrington (68.65%), South Sefton (72.71%) and Southport & Formby (74.02%).

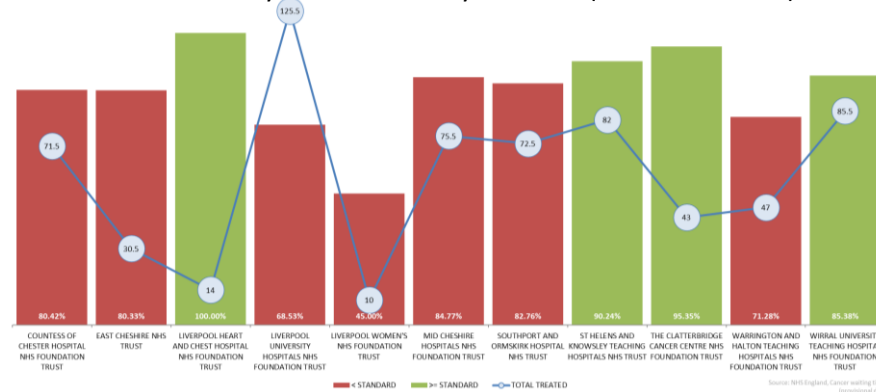
Section III: 62 Day Standard

62 Day Performance by Cancer Alliance (December 2020)

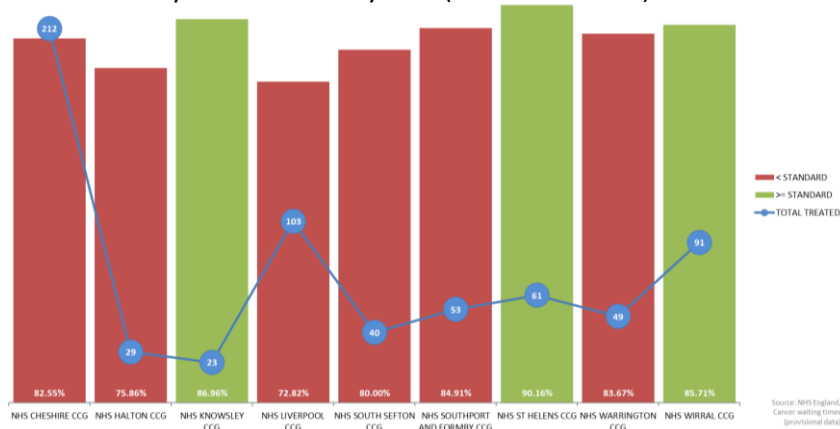


CMCA achieved 80.97% in November against a standard of 85%.
CMCA was the third best performer. The England average was 75.17%

62 Day Performance by Provider (December 2020)



62 Day Performance by CCG (December 2020)



Most Challenged Pathways (December 2020)

Non-compliance with the 62 day standard in December 2020 was largely driven by underperformance in the following tumour groups:

- Urology 71.15% (down from 75.28% last month)
- Lower Gastrointestinal 60.98% (up from 58% last month)
- Gynaecology 53.23% (down from 63.41%)

Dr Liz Bishop
Senior Responsible Officer
liz.bishop1@nhs.net

Jon Hayes
Managing Director
jon.hayes1@nhs.net

General enquiries: ccf-tr.admin.cmca@nhs.net

www.cmcanceralliance.nhs.uk

Cheshire and Merseyside Cancer Alliance is an NHS organisation that brings together NHS providers, commissioners, patients, cancer research institutions and voluntary & charitable sector partners to improve cancer outcomes for our local population.